

Ka ora a Tāmāti me Mokopeke i te Ahi

Tamati and Sam
Get Firewise

TE PUKAPUKA O
MĀUI-TINEI-AHI
MĀ TE WHĀNAU
MĀUI-TINEI-AHI
FAMILY BOOK

Kia haumaru
ō tamariki i te ahi
Keeping your kids safe from fire



NGĀ NGOHE
O ROTO
ACTIVITIES INSIDE




HE KUPU ĀWHINA
MĀ NGĀ MĀTUA
PARENTS' SAFETY TIPS



HANGAIA HE MAHERE
PUTA ORA KI WAHO
MAKE AN ESCAPE PLAN

“Kei te noho mataara
tēnei whānau ki te ahi!”

Nō te wehenga atu a Māia rātou ko Hēmi ko Māmā ki te puni o te kura, ka pōuri katoa au. "Māu tēnā mahi hei tērā tau, Tāmati," te kī mai a Māmā. "Kei te pai, ka kitea he mahi tino pai mā kōrua ko Pāpā hei te pō nei."



E NGĀ MĀTUA TĒNĀ KOUTOU

Kei te ako tō tamaiti i ngā āhvatanga o te haumarū ahi i te kura.

Hei āwhina tēnei pukapuka me te DVD i te whānau katoa kia mataara ki te ahi.

Pānuitia te pūrākau ki tō tamaiti, ka whakaoti ngātahi ai i ngā ngohe.

Ki te kore e taea te DVD te whakatangi, e pai ana, ka āhei tonu koe te whakaoti i te nuinga o ngā ngohe.

Kei te whārangi 19 tētahi kuputaka hei āwhina.

Your child is learning about fire safety at school.

This book and DVD is to help the whole family keep safe from fire.

Read the story to your child and complete the activities together.

If you cannot play the DVD, you can still complete most of the following activities.

A glossary is provided on page 19.

WHĀNAU TIPS

Hoatu ngā pūahi me ngā māti ki tētahi wāhi tiketike

He maha tonu ngā ahi nā te tamaiti i tahu ki te māti, ki te pūahi, ki te kānara rānei.

Ko te akoranga matua o *Māui-tinei-ahi* he whakaako i ā tātou tamariki mokopuna ka tūpono ana ki te māti, ki te pūahi rānei, kia haria ki tētahi pakeke.

Ki te mauria mai he māti, he pūahi rānei ki a koe e tō tamaiti:

- hoatu ki tētahi wāhi haumarū
- me whakapai hoki tō tamaiti mōna i mataara ki te ahi.

Kia mataara ina tunu kai

Kei te mōhio koe:

- tīmata ai $\frac{1}{4}$ o ngā ahi kāinga katoa i te kīhini
- ko te tunu hauwarea i te kai te take o tētahi $\frac{1}{3}$ o ngā matenga tangata i te ahi
- he take te kai waipiro o te $\frac{1}{2}$ o ngā ahi kāinga katoa e mate ai he tangata.

Kaua e inu me te parai i te kai.



I taua pō, ka noho a Pāpā ki te tunu i tā mātou kai tino pai. Ka pau wawe ngā tōtiti te kai e Mokopeke. Kātahi ia ka tū ki te pīnono i ētahi anō. Ka hoatu e au ētahi o aku kāroti. Ka kite mai a Pāpā i a au me te kurī, kātahi ka kowhete mai, "Me i konei a Māmā, kei te mōhio koe ki ana kōrero, Tāmati..." Kātahi ka kemo mai.

Ka hongī mai a Mokopeke ki te kāroti, kātahi ia ka pēnei i roto i ōna whakaaro, "Pai atu te tōtiti."

Keep lighters and matches out of reach

Many house fires are started by children playing with matches, lighters or candles.

Māui-tinei-ahi teaches children who find matches and lighters to take them to an adult.

If your child brings you matches or a lighter:

- put them in a safe place
- praise your child for being firewise.

Keep looking when you're cooking

Did you know:

- $\frac{1}{4}$ of all house fires start in the kitchen
- $\frac{1}{3}$ of all fire deaths are caused by unattended cooking
- alcohol is involved in $\frac{1}{2}$ of all fatal house fires.

Don't drink and fry.



NGOHE

Ngohe 1

- Mātakitaki ki te pūrākau *Ngā Āhuatanga o Tōku Whare* i te DVD.
- Kōrero ki tō tamaiti mō ngā mahi e mahia ana e tō whānau kia kore ai te ahi e kā, i roto i tō whare.

Activity 1

- Watch the story *Stop The Home Fires Burning* on the DVD.
- Talk with your child about things your family does to make sure fires don't start at home.

Ngohe 2

He māti, he pūahi

Kōrero ki tō tamaiti mō te hunga e tika ana ki te whakamahi i te māti, i te pūahi rānei i te kāinga, me ngā mahi e tika ana ina kitea aua mea.

Activity 2

Matches and lighters

Talk with your child about who uses matches and lighters at home and what to do if they find them.

Ka mauria mai e Pāpā
he kānga pāhūhū.
Ka mātaki ki tā māua
kōpae pikitia tino pai.
Nāku i hoatu he
kānga ki a Mokoapeke.
Ka kōtamutamu ia
i te kānga.

Kātahi ia ka pēnei,
“Hmmm. He tino uaua
rawa atu tēnei kai.”
Ka kai ia i tētahi atu
wāhi, ka mahara ake
anō. “Ehara tēnei i taku
kai tino pai, engari kia
kaha koe ki te kai,
kātahi ka tino reka i
roto i tō waha.”



WHĀNAU TIPS

Kia kotahi mita te tawhiti atu i te ahi hiko

- Me noho tawhiti tonu te tangata, ngā taputapu hoki kia 1 mita i te ahi hiko.

**Ki te nui rawa te iahiko mō te puru,
ka mate pea he tangata.**

- Whakamahia he puru-maha, me te tāwhati iahiko.



**Me mātua noho mai he tapanga pēnei i
ngā kākahu moe mō te tamariki.**


Keep a metre from the heater

- Keep people and things 1 metre from the heater.

Overloaded plugs can kill.

- Use a multi-board with a circuit breaker.

**Make sure children's
nightwear has this label.**





Nō te mutunga o te kōpae, ka kōpakina au e Pāpā ki roto i taku moenga. Ka akiaki au i a Pāpā kia pānui anō ia i tētahi atu kōrero paki, engari ka kī mai ia, “Tāmati, kua hipa noa atu tō wā moe. Kua tae ki te wā mō te moe. Mā Mokopeke e moe i tō moenga mō tēnei pō anake, nē?”

Whakawetongia ana e ia te rama, ka moe ō māua whatu ko Mokopeke.

WHĀNAU TIPS

Ka ora he tangata i te pūoho auahi

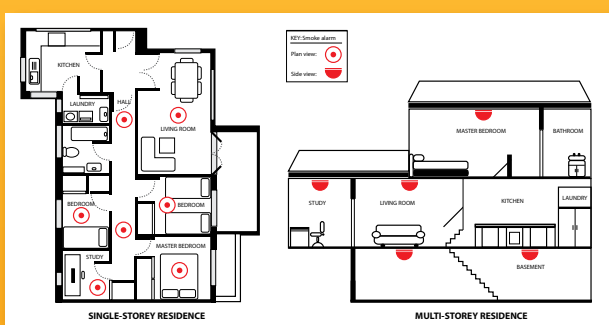
Ina moe koe, kore rawa tō ihu e rongu i te auahi.

- Mehemea he ahi i roto i tō whare, mā te pūoho auahi koe e whakaoho.
- Mehemea kāore kau ō pūoho auahi i tō whare, ā, e moe ana koe i te toronga o te ahi, ka mate koe i te auahi tāoke.
- Whakaurua mai he pūoho auahi ki ngā rūma moe katoa, ki ngā rūma noho, me te hōro.
- Me whakamahi ngā pūoho photoelectric nei.

Smoke alarms save lives

When you are asleep, you cannot smell smoke.

- If there is a fire in your house, the smoke alarm will wake you up.
- If you do not have a smoke alarm and you are asleep when a fire starts, the poisonous smoke will kill you.
- Install smoke alarms in every bedroom, living area and hallway.
- Make sure you use photoelectric smoke alarms.



Kāore i tino roa ka
rongo i tētahi tangi
hoihoi tonu i te rūma
moe. NGAWĪ NGAWĪ!
Tino kaha te tangitangi
mai!

He tino pōuri hoki. Ka
tīmata a Mokopeke ki
te auau. Kore tonu e
mutu. I te matakū māua.
Kātahi au ka mōhio he
aha rā te mea turituri rā.
NGAWĪ NGAWĪ! Ko te
pūoho auahi tonu!

“Kia tere, Mokopeke,”
tāku karanga atu ki a ia.
“He ahi tonu! Kia TERE
tonu tā tāua puta atu
ki waho.”



WHĀNAU TIPS

Titiro mehemea kei te haere ō pūoho auahi

- Ina tīmata te pūoho auahi ki te ngawī, tōna tikanga me huri te pūhiko.
- Hurihia ngā pūhiko o te pūoho auahi ina huri koe i ō karaka hei ngā marama o māui-kume-awatea (daylight saving).
- **Whakamātauria ō pūoho auahi ia marama** mā te pēpēhi i ngā pātene whakamātautau, me te āta titiro kei te ngawī ngā pūoho.

Hangaia tō mahere puta ora ki waho

Ko tēnei mea te mahere puta ora ki waho he whakaahua mō ngā rūma katoa o tō whare, e tohua ai ētahi putanga ki waho, kia 2 putanga mō ia rūma.

- Te tikanga o te 2 putanga, kia whai putanga tuarua mehemea kei te kati te ara tuatahi i te ahi.
- Ko ngā putanga e 2 mō te nuinga o ngā rūma, he kūwaha, he matapihi.

Check your smoke alarms are working

- When a smoke alarm starts cheeping, it means the battery needs to be changed.
- Change the smoke alarm batteries when you change your clocks for daylight saving.
- **Test your smoke alarms every month** by pushing the test buttons and making sure the alarms beep.



Make your escape plan


An escape plan is a diagram showing all the rooms of your house and 2 ways out of each room.

- You need 2 ways to get out of every room in case the main way out is blocked by fire.
- The 2 exits from a room are usually the door and a window.



Tā tātou mahere puta ora ki waho

Our escape plan



Ngohe 3

He pūoho auahi

Mātakina te pūrākau DVD *Ko ngā mahere puta ora ki waho* i te taha o tō whānau.

Whakaotingia ēnei pātai kia whai mōhiotanga tō tamaiti hei whakahoki māna ki te kura.

- E hia ngā pūoho auahi i tō kāinga?
- Kei ēhea rūma aua pūoho?
- I muri i te whakamātautau i tō pūoho auahi, e hia i te haere?

Mehemea kāore ō pūoho auahi, hokona ētahi!

Activity 3

Smoke alarms

Watch the DVD story *Escape plans* with your family.

Complete these questions so your child has information to take to school.

- How many smoke alarms do you have?
- What rooms are they in?
- After testing your smoke alarms, how many were working?

If you don't have smoke alarms, get some!

Ngohe 4

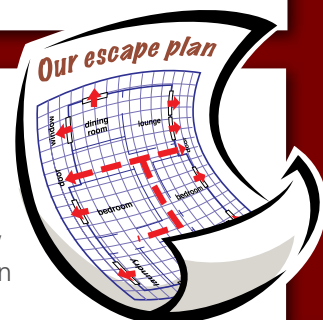
He māti, he pūahi

- Tuhia he mahere o tō whare i te māti i tēnei whārangi, i te taha o tō whānau.
- Tohua ētahi putanga e 2 i ia rūma, i ia rūma.

Activity 4

Make your escape plan

- With your family, draw a plan of your house on the grid on this page.
- Mark at least 2 exits from every room.



“Noho mai koe me au,
Mokopeke, ki te rere
atu koe i taku taha ka
mahue koe i a au,”
taku hāmama atu ki
a ia. “Kāore au mō te
kōroiroi. Kia TERE
tonu tā tāua puta
atu ki waho.”

“Kei tō taha tonu
au!” te whakaaro o
Mokopeke.

He tino kaha rawa te
rarā o te pūoho auahi –
ko tāna he whakahau
i a māua KIA TERE TONU
TE PUTA KI WAHO.



WHĀNAU TIPS

Whakaharataungia tō mahere puta ora ki waho

Me āta mahi nui koe kia puta katoa atu ngā
tāngata katoa i nga putanga e 2 i ia rūma,
i ia rūma.

Whakamārama atu ki ō tamariki, ki te rongo
rātou i te pūoho auahi, me MUTU TONU tā rātou
mahī o te wā, me TERE puta atu i te whare.

- 1 KAUA e huri ki te kohikohi i ā rātou taonga,
mōkai rānei.
- 2 KAUA e huri ki te kimi haere i ngā
tāngata o te whānau.
- 3 KIA TERE PUTA atu ki waho, me haere ki te
wāhi tūtakitaki haumaruru me te tatari ki ētahi
atu tāngata o te whānau.

**Whakamaharatia ō tamariki,
mehemea he ahi, mā rātou anake
pea tēnei mahi hei kawē, ki te kore
he pakeke i reira.**

Practise using your escape plan


Make sure everyone in your family can get out of the
2 exits from each room.

Explain to your children that, if they hear the smoke
alarm, they must STOP what they are doing and get
out of the house FAST.

- 1 They must NOT take time to
gather possessions or pets.
- 2 They must NOT look for other
members of the family.
- 3 They must get out FAST,
go to the safe meeting place
and wait for the rest of the
family there.

**Remind your children that,
if there is a fire, they might
have to do this without an
adult with them.**





I te tiroiro a Mokopeke i roto i te hōro, engari i kite au i te auahi i reira. "Mokopeke, KĀO," taku kī atu ki a ia. "Haere mai koe me au. Me haere tāua mā tētahi putanga kē atu. Tāua ka puta atu mā te kūaha o te rūma noho."

"He ahi tonu tēnei!" te whakaaro o Moko. "He mōrearea tonu. Kāore au mō te noho noa iho i konei. Kia TERE, TERE, TERE tonu taku puta atu ki waho."

Ka auau a Mokopeke, "HE AHI, HE AHI, HE AHI!"

Ka hāmama hoki au, "HE AHI, HE AHI, HE AHI!"

WHĀNAU TIPS

He tere tonu te ahi

I roto i te 3 meneti noa iho, ka ngaro te whare, otirā te whānau katoa, o te tangata.

He paihana tonu te auahi ka puta mai i te ahi i tētahi rūma, he tino tere hoki ki te totoro.

Ki te whakahā koe i tēnei auahi, ka mate koe.

Fires are fast

It takes only 3 minutes to lose your home and family to fire.

Fires in a room burn very fast and give off poisonous smoke.

If you breathe this smoke, you will die.

NGOHE

Ngohe 5

He tere tonu te ahi

- Mātakina te pūrākau DVD *Te tere o te ahi* i te taha o tō whānau.

Activity 5

Fires are fast

- Watch the DVD story *The speed of fire* with your family.

0:30



Kua tīmata kē te ngawī o te pūoho auahi i tēnei rūma, ki te whakaara i a koe mō te ahi.

A smoke alarm in this room would be beeping to warn you there is a fire.

1:00



Ka taea tonutia te puta ora ki waho i tēnei rūma, ki te tere neke haere koe, ki te ngōki hoki koe i raro i te auahi.

You can still get out of this room if you move fast and keep low under the smoke.

3:00



Kua wera ngā mea katoa i te rūma.

Mehemea he tangata i tēnei rūma kua kore anō e taea te whakaora.

No one remaining in this room would be alive.

Kātahi māua ka oma atu
ki te rūma noho. Nāku te
kūaha i whakatuwhera, ā,
ka puta atu māua ki waho.
Nāku i kati te kūaha, ka
oma atu mā te ara.

Ka auau a Mokopeke,
"HE AHI, HE AHI, HE AHI!"

Ka hāmama hoki au,
"HE AHI, HE AHI, HE AHI!"



WHĀNAU TIPS

Tiakina tō whare kia haumaruru i te ahi

Te mea nui kia āhei te katoa kia tere puta ora ki waho i te whare i te kānga o te ahi.

- Mehemea me whai kī ngā kūwaha, ngā matapihi rānei, i roto i te whare, waiho te kī i te raka.
- Āwhinatia ō tamariki kia whakaharatau i te huaki raka me te whakatuwhera i ngā matapihi.
- Me mātua mōhio koe ka taea e ō tamariki katoa ngā matapihi, ka taea hoki te whakatuwhera.
- Me mātua mōhio koe kei te wātea katoa ngā hōro, he ngāwari te puta mai a te whānau i te pōuri.

Make your home secure and fire safe

Everybody must be able to get out of the house quickly in a fire.

- If any doors or windows need a key to unlock them from the inside, leave the key in the lock.
- Help your children practise unlocking and opening doors and windows.
- Make sure your children can reach all the windows and can open them easily.
- Make sure your hallways are clear of things so your family can move quickly and safely in the dark.





Ka tū a Mokopeke i te whatitoka o te whare, ka auau i reira.

“Mokopeke, kāo,” taku kī atu ki a ia. “Kaua e haere ki te rapu i a Pāpā. Kei te HĒ tēnā whakaaro. KAUA tāua e hoki atu ki roto i te whare. He ahi kei roto i te whare. Me haere tāua ki te kēti. Kia maumahara, koirā te wāhi tūtakitaki haumarū.”

TERE tonu tā māua hīkoi whakamua.

Ka auau a Mokopeke, “HE AHI, HE AHI, HE AHI!”

Ka hāmama hoki au, “HE AHI, HE AHI, HE AHI!”

WHĀNAU TIPS

Te puta ora i tētahi whare, e rua ōna paparanga

Mehemea e noho ana koe i tētahi whare rua paparanga, ka taea e koe:

- te whakapiri i tētahi arawhata ki te pakitara i waho i tō whare
- te whakapiri i tētahi taura kia tata ki te matapihi, kia ngāwari ai te heke atu a te tangata.

Mehemea kāore koe e kaha ki te puta atu ki waho i tētahi matapihi o runga, ā, kāore koe e kaha ki te whakamahi i ngā hīkoiko, akona tō whānau kia:

- haere ki tētahi rūma kāore kau he ahi, me te kati i te kūwaha
- haere ki te matapihi, ka whakatuwhera ai
- whakahā i te hau pai o waho
- tāwhiriwhiri me te hāmama **HE AHI, HE AHI, HE AHI!**
- tatari kia whakaorangia mai.

Escaping from a two-storyed house or flat

If you live in two-storyed house or flat, you could:

- have a ladder attached to the outside wall of your house
- attach a rope near a window that opens so people can climb down it.

If you can't escape from upstairs windows and you can't use the stairs, teach your family to:

- go into a room where there is no fire and shut the door
- go to the window and open it
- breathe the fresh air
- wave and shout **FIRE, FIRE, FIRE!**
- wait to be rescued.



Ka tae atu au me Mokopeke ki te wāhi tūtakitaki haumarū i te taha o te kēti. Ka tae mai hoki a Pāpā i muri. Ka awhitia mai au, ngaro tonu ki roto i ana ringa. Harikoa ana māua ko Mokopeke ki te kite i a ia. Ka pekepeke a Mokopeke ki runga i a Pāpā ki te mitimiti i tana kanohi. Ka awhi a Pāpā i te kurī nā hoki.



WHĀNAU TIPS

Me whakarite tētahi wāhi tūtakitaki haumarū

Ko te pouaka mēra te wāhi e tūtakitaki mai ai koutou ko tō whānau, mehemea he ahi kei tō whare.

Ko tēnei mea te wāhi tūtakitaki haumarū:

- he tawhiti rawa i te whare
- he tawhiti i ngā pou hiko me ngā mea katoa ka wera i te ahi
- he tūtata ki te huarahi, ki te ara motokā o te kāinga rānei, e kitea wawetia ai koe e ngā ratonga ohotata.

Ko tō pouaka mēra, ko te kēti rānei.

Have a safe meeting place

The safe meeting place is where you and your family will meet if there is a fire in your home.

A safe meeting place is:

- well away from the house
- away from power lines and things that can burn
- near a road or driveway so that emergency services can find you.

It could be your letterbox or gate.



Waea 111 i te wāhi tūtakitaki haumarū

- Kāore he utu mō ngā waea 111 katoa.
- Whakamahia tō waea pūkoro, tētahi wāea nā ngā hoa noho tata rānei, mai i te waea utu rānei.
- Tono atu kia kōrero ki te Tari Tinei Ahi.
- Kōrerotia atu ki te kaiwhakautu waea tō:
 - nama whare me te tiriti; ina koa, '1 Devon Street'
 - te pekanga huarahi tūtata, te rīpekatanga, whatinga rānei e tūtata ana; ina koa, 'Devon Street is off Rimu Road'
 - te wāhi o te tāone, o te tāone nui rānei
 - te nama ID o te tuawhenua (rural ID), mehemea he nama pērā tōu.
- Āta titiro kei te mōhio ngā tāngata katoa o tō whānau kua piki ake te pakeke i te 5 tau ki te waea atu ki 111, ki te hoatu hoki i tō rātou ingoa me tō rātou wāhi noho.



Ka waea atu a Pāpā ki te 111 ki tana waea pūkoro.

Ka tono ki ngā kaitinei ahi kia haere mai ki te tinei i te ahi.

I waho anō mātou i ō mātou kākahu moe. Ahakoa te makariri, hei aha tērā. Kua ora mātou katoa.

Call 111 from a safe place

- 111 calls are free from all phones.
- Use your mobile phone, a phone from the neighbour's house or a payphone.
- Ask for the Fire Service.
- Tell the operator your:
 - house number and street; for example, '1 Devon Street'
 - nearest intersection, cross street or corner; for example, 'Devon Street is off Rimu Road'
 - suburb and city, or
 - rural ID number, if you have one.
- Check that every member of your family over the age of 5 can call 111 and give their name and address.



NGOHE

Ngohe 6

Te wāhi tūtakitaki haumarū

Ko te wahi tūtakitaki haumarū ko:

Hoatu *Te Tāpiri mō te Wāhi Tūtakitaki Haumarū* ka whakahokia mai e tō tamaiti ki te kāinga ki tō wāhi tūtakitaki haumarū.

Activity 6

Safe meeting place

Our safe meeting place is:

Put the *Safe Meeting Place Sticker* your child brings home at your safe meeting place.

Ngohe 7

Waea atu ki 111

Akona ō tamariki kia waea atu ki 111 i tētahi ohotata.

Ka taea tēnei te whakaari ā-tinana mā te whakamahi i tētahi waea kua whakawetohia, kua tangohia rānei te puru.

Activity 7


Call 111

Teach your children to call 111 in an emergency.

You could role play the call using a phone that is switched off or unplugged.

Kātahi ka tae mai te taraka tinei ahi, ka peke mai ngā kaitinei ki waho. Ka haere ngā kaitinei ki te tiro tiro mehemea i te ora mai ngā tāngata katoa, kāore kau hoki he tangata i roto i te whare.

Ka ngōki atu tētahi kaitinei ahi, me āna taputapu ngote hau ki roto i te whare, me tana ngongo wai ki tana ringa. Ka tineia te ahi e ngā kaitinei ahi.



WHĀNAU TIPS

KAUA e hoki ki roto i tētahi whare e kā ana ki te whakaora i te tangata

- I ngā ahi, ka haere mai ngā kaitinei ahi ki te whakaora i te tangata.
- He kākahu pare ahi tō rātou, ā, he taputapu whakahā hoki kia haumarua ai rātou.
- Ki te hoki atu koe ki roto i te whare ki te rapu i te tangata, ki te rapu aha noa, he mahi mōrearea tēnei.
- Ko te tangata mahi pēnei, he kai nā te ahi, ka warea e te auahi, ka mate.

Te kānara

Kia kaua te tamariki e:

- waiho, tōna kotahi nei, ki tētahi kānara e mura ana
- tahu i te kānara, neke i te kānara, e whakaweto rānei i te kānara
- waiho i te kānara i te taha o tō rātou moenga.

Mehemea kei te whakamahi koe i te kānara, whakatūria ki tētahi take whānui e kore ai e kā, e kore ai hoki e mau ngā wākihi e turuturu ana i te kānara.

Do NOT go into a burning building to rescue people

- In a fire, the firefighters will come and rescue people.
- They have fire-resistant clothing and breathing gear to keep them safe.
- If you go back into the house to look for anyone or anything, you are risking your life.
- You are likely to be overcome by the smoke, become unconscious and die.

Candles

Children should not:

- be left alone with a lit candle
- light candles, move them or put them out
- have a lit candle near their bed.

If you are using a candle, place it on a flat, wide base that won't burn and will catch any dripping candle wax.





Te hokinga mai a Māmā rātou ko Māia ko Hēmi i te puni o te kura i te harikoa mai rātou ki a au me Mokopeke. Ka kōrero atu a Pāpā ki a rātou mō tā māua taenga atu ko Mokopeke ki te wāhi tūtakitaki i runga i te haumaru.

Ka kī mai a Māmā he toa kē ahau, me Mokopeke, nā te mea i āta maumahara ahau me taku kurī me pēhea rā e ora ai i te mate.

Te whakahaumaru i tō whānau i te ahi

- Puritia atu ngā māti me ngā pūahi i ngā tamariki.
- Hoatu he pūoho auahi ki tō whare.
- Hangaia he mahere puta ora ki waho ka whakaharatau ai ki tō whānau.
- Mehemea he ahi kei roto i tō whare, kia **TERE** puta atu ki waho, kia kaua e hoki atu ki roto.
- Mehemea he ahi kei roto i tētahi rūma, **ngōki i raro rawa – TERE puta atu.**

Keeping your family safe from fire

- Keep matches and lighters away from children.
- Have working smoke alarms in your home.
- Make an escape plan and practise it with the whole family.
- If there is a fire in your house, get out **FAST** and do not go back inside.
- If there is a fire in a room, **get down, get low, get out – FAST.**

NGOHE

Ngohe 8

He ahi e mate ai he tangata

Mātakina te pūrākau DVD *He Ahi i te Tiriti o Heretaunga* i te taha o ngā mema taipakeke o tō whānau.

I tēnei pūrākau, ka matapaki te whānau i te pouritanga nui, i te matenga o tētahi tamaiti i te ahi.

HE WHAKATŪPATO

Kāore *He Ahi i te Tiriti o Heretaunga* e tōtika hei mātaki mā te tamaiti e 5 e 6 ngā tāu, nā te mea kei konei ētahi kōrero taumaha, ānō nei e whakaaturia ana i tētahi pānui pitopito kōrero i te pouaka whakaata.

Activity 8

Fatal fire

Watch the DVD story *Fire at Heretaunga Street* with the older members of your family.

In this story, the family discusses what it was like for them to lose a child in a fire.

WARNING

Fire at Heretaunga Street is not suitable viewing for a 5 or 6 year old, because the story has information about a fatal house fire presented in a similar manner to a television news bulletin.



Ngōki

i raro

WHĀNAU TIPS

Ngōki i raro rawa – TERE puta atu

Ki te tīmata te ahi i tētahi rūma kei reira nā koe, iti iho i te 3 meneti te roa o te wā ki a koe.

- Ngōki i raro i te auahi.
- Mehemea kei raro rawa te auahi, me ngōki haere koe:
 - ngōki i raro rawa – TERE puta atu
 - katia te kūwaha
 - hāmama HE AHI, HE AHI, HE AHI!
 - me noho rawa ki waho
 - haere ki te wāhi tūtakitaki haumarū.

Ki te kore koe e kaha ki te puta atu mā te kūwaha, me huri koe i taua wā ki te:

- kati i te kūwaha
- ngōki atu ki te matapahi, te noho rawa i raro i te auahi, te whakahā i te auahi, te toro whakarunga me te huaki i te wini
- te āta whakahā atu i raro i te taumata o te auahi, me te heke atu i te matapihi, me te hāmama HE AHI HE AHI HE AHI!
- haere ki tō wāhi tūtakitaki haumarū – kaua e hoki atu ki roto.

Get down, get low, get out – FAST

If a fire starts in a room you are in, you have less than 3 minutes to get out safely.

- Stay low under the smoke.
- If the smoke level is very low, you will have to crawl:
 - get down, get low, get out – FAST
 - shut the door
 - shout FIRE, FIRE, FIRE!
 - stay out
 - go to the safe meeting place.

If you cannot escape through the door, you should:

- shut the door
- crawl to the window, keeping low under the smoke, take a deep breath of air, then reach up and open the window
- take another deep breath of air from under the smoke level, then climb out the window and shout FIRE, FIRE, FIRE!
- go to your safe meeting place – never go back inside.

NGAWI
NGAWI!

17



rawa

– TERE puta atu

NGOHE

Ngohe 9

Ngōki i raro rawa –
TERE puta atu

Whakaharataungia te
**ngōki i raro rawa –
TERE puta atu** ki te
whānau katoa, me te
puta atu i te rūma noho
me ngā rūma moe,
me te haere ki te wāhi
tūtakitaki haumaru.

Activity 9

Get down, get low,
get out – FAST

Practise **get down,
get low, get out –
FAST** with the whole
family, escaping from
the living room and
bedrooms and going
to the safe meeting
place.



Āta tirohia ēnei āhuatanga ia pō

Āta tirohia ēnei āhuatanga ia pō i mua i te whakaweto i te raiti.

- Kua oti katoa ngā ahi katoa te whakaweto i te tō?
- Kua weto katoa te ahi i te pākav-ahi?
- Kua oti katoa ngā taputapu hiko, pēnei i te pouaka whakata, ngā DVD, ngā rorohiko me ngā whakamaroke mākanve te whakaweto i te pakitara tonu?
- Kua whakawetohia ngā ahi hiko katoa?
- Kua whakawetohia ngā paraikete hiko katoa?
- Kua whakawetohia ngā hikareti katoa i tētahi ipu haumaruv?
- Kua weto katoa ngā kārara?
- Kua kati katoa ngā kūwaha hei kaupare i te toronga o te ahi?
- Kua ita katoa te whakamau i ngā kūwaha, he ki kei roto i ngā raka?
- Kei te wātea katoa ngā huarahi ki waho i te whare, kia TERE ai te putanga atu mā te tangata?
- Kei te haumaruv katoa tō whānau?

A fire-safety check to do at night

Do a fire check every night before you put out the light.

- Is all cooking off the stove and is the stove turned off?
- Is the fire in the fireplace out?
- Are all electrical appliances, including televisions, DVDs, computers and hairdryers, turned off at the wall?
- Are all heaters turned off?
- Are all electric blankets turned off?
- Are all cigarettes stubbed out in a safe container?
- Are all candles out?
- Are doors closed to slow the speed of a fire?
- Are all doors secure, with keys in deadlocks?
- Are all ways out of the house clear, so people can get out FAST?
- Is all your family secure and safe?

Tēnei te Tari Tinei Ahi o
Aotearoa te mihi nui atu ki a
koutou ko tō whānau. Ko te
tūmanako, ka whai hua ki a
koutou te kōrero i tēnei
pukapuka me te mātaki i te
DVD. Tēnā koutou katoa.



The New Zealand Fire
Service hopes you have
enjoyed reading this book
and watching the DVD
with your family.



KUPUTAKA

GLOSSARY

ahi hiko	– heater
hoa noho tata	– neighbour
kākahu pare ahi	– protective clothing
kānara	– candle
mahi mōrearea	– risking your life
ngōki	– crawl; move low to the ground
ngongo wai	– hose
paparanga	– story (of a house or flat)
pūoho auahi	– smoke alarm
tāoke	– poisonous
tāpiri	– sticker
taputapu ngote hau	– breathing equipment
turuturu	– dripping
wāhi tūtakitaki haumarū	– safe meeting place
wākihi	– wax
whakamaroke makawe	– hairdryer



Mō ētahi atu mōhiohio, peka mai ki
www.mavi.maori.nz whakapā atu
ki tō teihana ahi ā-rohe rānei.

For more information, visit
www.mavi.maori.nz or contact
your local fire station.

He mea tautoko a Māui-tinei-ahi e:
The Māui-tinei-ahi programme is
proudly supported by:



Ka āhei koe te ako i ētahi atu āhuatanga mō te noho mataara
ki te ahi, mā te peka atu ki ngā pae tukutuku
www.maui.maori.nz me te **www.fire.org.nz**

You can learn more about being firewise by visiting the websites
www.maui.maori.nz and **www.fire.org.nz**

